



MAS KIDS  
Pre-Kindy

# Information Booklet 2016



MANNING  
ADVENTIST SCHOOL

Nurture for today • Learning for tomorrow • Character for eternity



## CONTENTS

Welcome .....	3
What Do We Do At MASKIDS Pre-Kindy? .....	4
Learning Goals .....	5-7
Uniform .....	8
What's For Lunch? .....	8
Pencil Grip .....	9
Handwriting – NSW Foundation Script .....	10
The Very First Day .....	11
What to Bring .....	11
Drop-off and Pick-Up Procedures .....	11
Pre-Kindy Health .....	12
Other Valuable Information .....	12
How Can Parents and Teachers Help Each Other?.....	13



## **WELCOME TO MASKIDS PRE-KINDY**

Welcome to the beginning of a great new adventure for you and your child!

If you are enrolling your child at Manning Adventist School for the first time, you may not be aware of the passion with which we approach the challenge of educating the children in our care. There is a secure, family-like atmosphere here that we believe will make students feel relaxed and appreciated.

The things children find difficult to adapt to when they begin primary school include learning routines, general orientation and adjusting to the peculiarities of socialising with teachers and students. MASKIDS Pre-Kindy aims to soften the impact of these factors. Children will respond well to change when it occurs in a stable, secure environment. MASKIDS Pre-Kindy provides them with that opportunity. Step-by-step, the children will come to accept the structures, challenges, fun and stimulation of cooperative classroom learning.

This carefully designed program will captivate your child's imagination, motivate them to learn and encourage them to try new and exciting activities. Our predominant focus is to prepare your child for the more demanding and structured nature of Kindergarten, and to stimulate their minds through interactive play, hands-on construction and creativity, and regular opportunities to respond to stories, guest speakers and the natural environment.

Please feel free to contact us regarding your child's progress. We are thoroughly looking forward to enhancing your relationship with the people and purpose of Manning Adventist School.

Sincerely,

Mike Dye  
Principal  
Manning Adventist School  
**MASKIDS Pre-Kindy**

## **WHAT DO WE DO AT MASKIDS PRE-KINDY?**

The follow is a sample of typical activities in day at Pre-Kindy:

### **Outside Play**

Focusing on gross motor skill development. This includes sand and water play, bat and ball play, dramatic play, climbing and swinging, art and craft.

### **Prayer, Worship, Bible**

Whole class and small group activities focusing on the development of faith and values. This includes Bible stories, prayer time, art and craft.

### **Numeracy Activities**

Whole class and small group activities focusing on number, measurement, space, patterns and problem solving.

### **Music & Movement *or* Physical Development Activities**

Whole class activities focusing on music and gross motor development. This includes music appreciation, moving to music games, locomotion, ball skills, balance and coordination.

### **Pre-writing Activities**

Small group activities focusing on developing fine motor skills Including manipulation of play dough, threading, cutting, pencil control in pattern making and name writing.

### **Recesses, Lunch & Outside Play**

### **Developmental Play**

A combination of teacher and child initiated small group activities, including: dramatic play, art and craft, cooperative games, construction, thematic exploration, and literacy & numeracy development.

### **Literacy Activities**

Whole class and small group activities focusing on language development and pre-reading skills.

### **Theme Activities**

Whole class and small group activities exploring the world around us.

## LEARNING GOALS

MASKIDS Pre-Kindy operates a program based on the NSW Board of Studies syllabus. Children will be exposed to the Early Stage One outcomes they will be expected to master in Kindergarten, through play-based, hands-on and integrated activities. Our program is also strongly influenced by the new national Early Years Learning Framework – ‘Belonging, Being & Becoming’. Please ask for further information regarding these documents if you are interested.

Below are some of the knowledge and skills your child will be exposed to:-

### **BIBLE**

- Learning simple Bible stories
- Participating in Bible games and songs
- Repeating a simple prayer

### **LANGUAGE**

#### ***Listening***

- Following more than one direction
- Listening to peers and adults
- Listening to a simple story and demonstrating comprehension

#### ***Speaking***

- Speaking clearly, using complete sentences
- Sharing personal experiences confidently in a group
- Conversing with adults and peers
- Asking questions
- Remembering words to rhymes and songs
- Telling a story in sequence
- Expressing feelings using words

#### ***Reading & Writing***

- Using an appropriate pencil grip
- Tracing letters and shapes
- Recognising and writing own name
- Recognising some phonetic sounds in words, through listening
- Recognising some environmental print
- Enjoying a variety of literature

#### ***Concepts***

- Matching objects that belong together
- Arranging picture stories in sequence
- Identifying common objects and their use
- Offering solutions to a problem e.g. What can you do if you are thirsty?
- Predicting what might happen next
- Categorising objects e.g. people, food, animals, clothing

### **MATHEMATICS**

#### ***Number***

- Rote counting to 10
- Counting up to 10 objects
- Understanding first and last
- Recognising some written numerals to 10

#### ***Patterns***

- Recognising and repeating patterns

### **Measurement**

- Time
  - Understanding the division of a day
  - Becoming familiar with the days of the week
  - Understanding yesterday, today and tomorrow
- Size
  - Comparing and ordering objects by area, weight, volume and length
- Money
  - Exploring some notes and coins
- Space
  - Recognising, naming and attempting to draw simple shapes e.g. circle, triangle, square, rectangle
  - Describing position and following simple directions e.g. under, over, between

### **EXPLORING OUR WORLD**

- Being actively involved in exploring some of the following themes:
  - Gardening
  - Safety
  - Animals
  - Community Helpers
  - All About Me
  - Weather
  - Keeping Healthy
  - Transport

### **MUSIC**

- Participating in musical games and singing familiar songs
- Moving body in time to a musical beat
- Enjoying using musical instruments

### **ART/CRAFT**

- Naming and matching colours
- Cutting, pasting, colouring and painting
- Engaging in the creation of original artworks, using a variety of materials

### **GROSS MOTOR**

#### ***Locomotion***

- Moving confidently, forwards and backwards
- Developing control over running, hopping, skipping and galloping
- Jumping, landing on two feet

#### ***Balance***

- Moving along a low balance beam
- Standing and running on tiptoe
- Standing and hopping on one leg

#### ***Co-ordination***

- Crawling and climbing confidently
- Hitting a ball with a bat

#### ***Ball Control***

- Rolling, throwing, catching, bouncing and kicking balls of various sizes

### **FINE MOTOR DEVELOPMENT**

#### ***Co-ordination***

- Manipulating play dough and other modeling materials
- Separating and turning pages of a book
- Threading
- Lace string through holes
- Establishing hand dominance



### ***Pre-writing***

- Using correct pencil grip
- Drawing with control
- Using adequate pencil pressure
- Writing own name
- Tracing and drawing simple shapes

### ***Manipulation***

- Joining pieces of construction equipment precisely and firmly
- Folding, tearing and scrunching materials
- Completing jigsaw puzzles

### ***Scissors***

- Holding and manipulating scissors correctly
- Controlling paper while cutting
- Cutting along straight, curved, and more complex lines

## **SOCIAL & EMOTIONAL**

### ***Emotional***

- Asking for help appropriately
- Adapting positively to change
- Participating in a variety of play activities
- Demonstrating persistence

### ***Social***

- Showing concern for others
- Assisting in pack-up routines
- Respecting other's space and property
- Following simple instructions immediately
- Using appropriate manners e.g. please, thank you
- Differentiating between appropriate inside and outside voices
- Making eye contact with others
- Identifying self and others as a boy or girl

### ***Independence***

- Separating without difficulty
- Dressing independently e.g. socks, shoes, jumpers
- Attempting to tie shoe laces
- Taking care of own belongings
- Participating in lunch and recess routines

### ***Play Skills***

- Getting along well in small groups
- Sharing and taking turns happily
- Participating in games with rules
- Playing using imagination
- Attempting to implement solutions to problems

### ***Hygiene***

- Using the bathroom and washing hands independently
- Understanding the importance of personal hygiene

### ***Safety***

- Understanding basic safety rules
- Attempting to memorise full name, parent's names, birthday, address and telephone number
- Recognising and understanding some public safety signs
- Recognising some community safety workers

## UNIFORM

The MASKIDS Pre-Kindy polo shirt and hat are compulsory, and must be worn each day.

- **MASKIDS Polo shirt and hat** are available through the Uniform Shop
- Navy shorts, navy skirt or navy long pants of your choice
- Jacket or jumper when necessary (optional purchase through uniform shop)
- Hat – to remain at Pre-Kindy during the term (hats available through uniform shop)
- Shoes – attached to the foot, preferably joggers. No crocs or thongs please.
- Spare underpants and shorts or pants, kept in your child's bag, in case of accidents

MASKIDS Pre-Kindy is a very active place. Please ensure your child's clothing allows for modesty and free movement. While our staff will do their best to protect your child's clothing, the hands-on nature of early childhood activities often means messy play. Please consider this when choosing your child's clothing.

**\*\*It is very important that ALL clothing items be clearly named.**

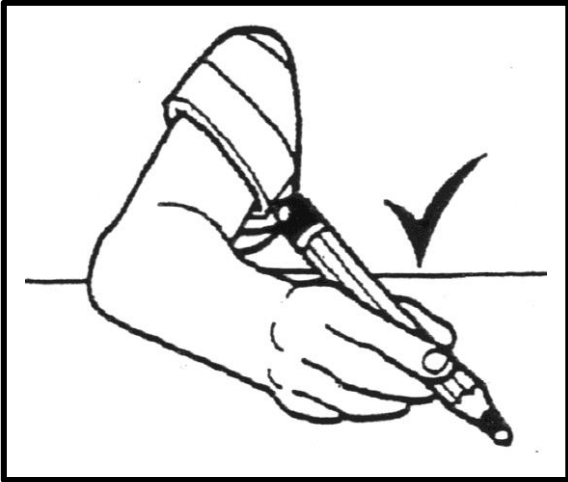
## WHAT'S FOR LUNCH?

- Please provide a **water bottle** with fresh water each day. Your child will be encouraged to drink regularly, as this is vital for their energy levels and keeping their brain alert.
- Make your child's lunch quick and easy to eat. A healthy sandwich cut into small portions, raw vegetables cut into sticks, small pieces of fruit, a healthy cookie are all suggestions that will keep your child satisfied and happy. Too much lunch or large portions discourage a child. They may feel that they will never have time to play! Within reason, your child will be encouraged to eat all that is in their lunch box. **Please label the lunch box and drinking container clearly.** Your child may like a small snack to eat at recess time. Fruit, a biscuit or a snack bar is usually adequate. Please do not send lollies and sweets to Pre-Kindy.
- It is a good idea to give your child experience at eating from a lunch box and using a drink container. You can have some "picnics" at home, so that they are confident in tackling the task when they get to Pre-Kindy.
- Please pack lunches into a lunch box or lunch bag big enough to hold all the lunch, as children will need to be able to carry it safely to the eating area. Numerous small containers are hard for children to handle if they are not together in a lunch box or bag.
- Please ensure containers are easily opened by your child. We will be encouraging independence in opening and packing up lunch containers.
- If your child requires a spoon for their lunch, please ensure you supply this.
- If your child attends Pre-Kindy on a canteen day, they are able to purchase lunch from the canteen menu.
  - Lunch should be pre-ordered daily before school. Orders should be written on a paper bag or lunch wallet (sold from the front office) and have the money enclosed.
  - Write your child's full name on the front of the paper bag/lunch wallet.
  - List the item/s and the price of each item.
  - Total the order and place money in the bag/wallet (correct change is appreciated).
  - Orders will be collected and lunches delivered to the classroom.
  - If change is required, it will be placed in the bottom of the bag or in the wallet.

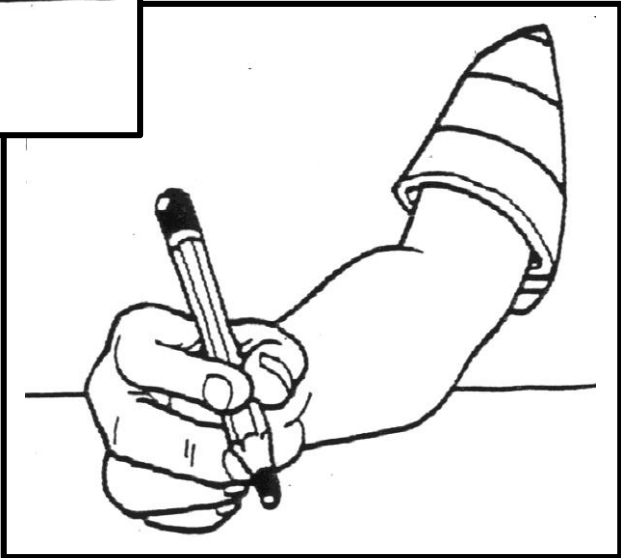

We cannot guarantee that late lunch orders will always receive what has been requested, however, an alternative will always be offered.

# PENCIL GRIP

Correct



Incorrect



## HANDWRITING – NSW FOUNDATION SCRIPT

All children in NSW schools are taught to write using the NSW Foundation Script. At MASKIDS Pre-Kindy, your child will be exposed to words written in this font, and will be encouraged to use it to write their name. It is a good idea for you to use the script when writing for your child at home, so they become familiar with the formation and shape of the letters.

Aa	Bb	Cc	Dd
Ee	Ff	Gg	Hh
Ii	Jj	Kk	Ll
Mm	Nn	Oo	Pp
Qq	Rr	Ss	Tt
Uu	Vv	Ww	Xx
Yy	Zz		

## **THE VERY FIRST DAY OF PRE-KINDY**

- Talk positively about some of the activities and routines your child can expect at Pre-Kindy. Feel free to make contact with the teacher prior to your first day.
- Be prepared. Your child will arrive at Pre-Kindy more relaxed if everything goes smoothly, rather than a last minute rush. Develop routines as quickly as possible.
- Try and make your goodbyes positive and brief when you see that your child has settled or the teacher is looking after them.
- If you have the opportunity to become a 'helper' in your child's classroom or somewhere in the school that may really help your child settle in, reassuring them that this is a safe and happy place to be.
- If your child is experiencing difficulty saying goodbye, the Pre-Kindy teacher will be more than willing to make a plan with you, to assist your child in adapting to being without you.
- Be assured, in the vast majority of cases, children's tears have dried up and are replaced with smiles, within a very few minutes of parent's leaving. If there is a prolonged period of distress, we will definitely contact you.

## **WHAT TO BRING**

- Hat
- Lunch and optional recess snack
- Drink bottle
- Bag or backpack

## **DROP OFF AND PICK UP PROCEDURES**

MASKIDS Pre-Kindy operates during MAS school hours of **9.00am to 2:45pm**. Please ensure your child arrives on time and is picked up promptly, as teachers have a large amount of planning and preparation to do.

### **Dropping off**

- Parents are to bring their children to the Pre-Kindy room from 8:50am, in time to settle in before the day's activities commence at 9:00am. Parents must sign their children in and out of Pre-Kindy on the attendance register

### **Picking up**

- Children will be ready to be picked up from 2:45pm.
- If you need to pick your child up early, please inform the teacher and provide a note of explanation.
- It is important for your child's safety that they remain with you at all times as you proceed to your vehicle. Please do not allow your child to run ahead of you. Children are not permitted to play on the play equipment before or after school

## PRE-KINDY HEALTH

### Illness

Children need to stay at home if they are not well, in the interests of their own recovery, and the health of their teachers and peers. When your child returns to Pre-Kindy, please send in a note explaining the reason for the absence. If your child has been away for two or three days, it is best to contact the teacher concerning the nature of the sickness.

Occasionally, it may be necessary for the school to contact you throughout the day, if your child is sick. Please make sure the school has contact numbers for such an emergency, and that you have someone available to pick up your child should they need it. If this information changes during the year, please advise the office.

### Head Lice

Please check your child regularly for head lice. If your child has head lice, please treat the problem immediately. See your chemist for treatment details. To prevent the spread of head lice, children with head lice are not permitted to stay at Pre-Kindy.

## OTHER VALUABLE INFORMATION

- BIRTHDAYS** You are welcome to send in muffins or cupcakes for your child's birthday. Please check with the teacher as to how many children will be attending.
- LABELLING** Please label **EVERYTHING!**
- All clothing items including shoes and hats
  - Bags and backpacks
  - Lunch boxes
  - Drink bottles
  - Anything that comes to Pre-Kindy!
- NEWSLETTER** A MAS newsletter is sent home fortnightly. Please advise the office of your email address if you wish to receive it this way.
- PAINT SMOCKS** Children will need to **bring their own painting smock to protect their clothing.**
- PORTFOLIOS** Your child's progress will be documented through the collection of work samples. These will be compiled in a portfolio that will be yours to keep at the end of the year.
- REST TIME** Pillows and sheets are available for children to use at rest time. Children may prefer to bring their own pillow and sheet.
- SUNSCREEN** We are unable to apply sunscreen. Please ensure your child is wearing sunscreen as appropriate.

## HOW CAN PARENTS AND TEACHERS HELP EACH OTHER?

### Communicate!

### Communicate!

### Communicate!

Communication is the success of all relationships, and Pre-Kindy relationships are no different. If you keep in regular contact with your child's teacher, potential misunderstandings or problems can be avoided.

We aim to provide an open and friendly environment for children and their families. Please drop in to say hello, and ask how your child is going.

Any assistance you can offer is greatly appreciated. There are often tasks such as cutting out to be done. It all helps your child and the teachers!

If you are having any problems with your child at home, please feel comfortable in discussing this with me. Remember, the smallest thing may make a big difference to your child's happiness, both at Pre-Kindy and home.

The best time to see the teacher is after school. Please leave the time before school free, as there is a great deal of planning and preparation to be done. If you would like to chat for more than a few minutes, we advise you make an appointment so that we can adequately work through any issues.

Once again, welcome to MASKIDS Pre-Kindy! We look forward to assisting your child grow and development into an enthusiastic and happy learner.

Sincerely,

Mike Dye  
Principal  
Manning Adventist School  
**MASKIDS Pre-Kindy**